

Snowday Challenge

Year 1



Read the real and nonsense words with each grapheme in. Use the key to colour in the squares to reveal the hidden picture.

Real and nonsense words with split digraph: 'a-e'=red 'i-e'=blue

'o-e'=cream 'u-e'=white

white	drime	tide	trife	bone	pode	amaze	vate	slide
bike	quibe	glide	fline	gaze	gabe	lake	quade	libe
stride	splibe	five	pide	gome	stone	take	lafe	same
inside	gime	krate	race	splame	escape	prake	flane	came
kite	slabe	snake	sade	made	vate	vate	krate	race
race	splame	escape	take	lafe	same	quade	snake	sade
krate	race	splame	escape	prake	flane	came	splame	krate
bime	gaze	gabe	lake	quade	snake	sade	amaze	drime
cute	plime	plume	splibe	five	pide	trute	libe	fuse
prize	thrute	fute	cute	splude	flute	huge	blute	quibe

Doubles challenge

Each player has a card and covers them with smarties (or any sweets). Player 1 takes a card, then has to double it and then can eat the smartie on the corresponding answer. Player 2 then does the same. The winner is the first person to have a clear board.


2	4	6	8	10
12	14	16	18	20

2	4	6	8	10
12	14	16	18	20



My Snow Day

I felt like this when
I found out...



This is a picture of
what I did




The best thing
about my day was...

3 words that describe
my day are...





This is what I had for lunch



Days of the week paper chain



Great Groupings

1)




There are _____ groups of carrots.

There are _____ carrots in each group.

There are _____ carrots altogether.

2)



There are _____ groups of apples.

There are _____ apples in each group.

There are _____ apples altogether.

3)



There are _____ groups of bananas.

There are _____ bananas in each group.

There are _____ bananas altogether.